







18th AUSTRIAN FUTURE CUP

powered by **REDL BAU**
SANIERUNG

Results

results individual all around

Age Group I

rank	name								total
1	Reuben Ward (GBR/Manchester)	2005	<u>13.300</u> 1 D: 4.600 E: 8.700	13.800 1 D: 5.000 E: 8.800	13.000 3 D: 4.000 E: 9.000	14.050 1 D: 5.200 E: 8.950 Abzug: 0.100	11.350 26 D: 4.900 E: 6.450	13.050 2 D: 4.500 E: 8.550	78.550
2	Rudyi Ivan (Ukraine)	2006	13.050 4 D: 4.600 E: 8.450	<u>13.100</u> 4 D: 4.800 E: 8.300	12.450 12 D: 4.100 E: 8.350	13.100 21 D: 4.000 E: 9.100	13.000 3 D: 4.700 E: 8.300	13.500 1 D: 4.900 E: 8.600	78.200
3	Vincent Lindpointner (Team Austria)	2006	13.150 3 D: 4.300 E: 8.850	12.350 9 D: 3.800 E: 8.550	13.300 1 D: 4.400 E: 8.900	<u>14.050</u> 1 D: 4.800/4.000 E: 9.250/9.450	12.700 8 D: 3.500 E: 9.200	12.400 9 D: 3.700 E: 8.700	77.950
4	Elliott Vernon (Wales)	2006	12.950 6 D: 4.200 E: 8.750	13.250 3 D: 4.500 E: 8.750	13.200 2 D: 4.200 E: 9.000	13.850 7 D: 4.800 E: 9.150 Abzug: 0.100	<u>13.050</u> 2 D: 4.400 E: 8.650	11.350 21 D: 4.100 E: 7.250	77.650
5	Gino Vetter (Team Austria)	2006	13.300 1 D: 4.800 E: 8.600 Abzug: 0.100	12.750 6 D: 4.200 E: 8.550	12.750 7 D: 3.900 E: 8.850	<u>13.600</u> 9 D: 4.800 E: 8.800	12.850 5 D: 4.200 E: 8.650	12.300 11 D: 3.800 E: 8.500	77.550
6	Alfred Schwaiger (Team Austria)	2006	12.850 8 D: 4.300 E: 8.550	13.500 2 D: 4.800 E: 8.700	12.950 4 D: 4.100 E: 8.850	<u>13.200</u> 19 D: 4.000 E: 9.200	11.650 23 D: 4.200 E: 7.450	12.700 4 D: 4.000 E: 8.700	76.850
7	Shved Sviatoslav (Ukraine)	2006	11.800 30 D: 4.400 E: 7.400	<u>12.300</u> 10 D: 4.600 E: 7.700	12.950 4 D: 4.200 E: 8.750	12.150 33 D: 4.000 E: 8.150	13.400 1 D: 4.600 E: 8.800	12.850 3 D: 4.500 E: 8.350	75.450
7	Patrick Watkinson (GBR/Manchester)	2005	<u>12.900</u> 7 D: 4.700 E: 8.200	10.850 29 D: 4.800 E: 6.050	12.550 10 D: 4.200 E: 8.350	14.050 1 D: 4.800 E: 9.250	12.600 10 D: 4.200 E: 8.400	12.500 7 D: 4.200 E: 8.300	75.450

Legend: D: Difficulty E: Execution Underline: Starting apparatus







18th AUSTRIAN FUTURE CUP

powered by **REDL BAU**
SANIERUNG

Results

results individual all around

Age Group I

rank	name								total
9	Lucas Engesser (Australia)	2005	13.050 4 D: 4.400 E: 8.650	11.250 22 D: 4.000 E: 7.250	12.200 13 D: 3.400 E: 8.800	13.950 5 D: 4.800/4.000 E: 9.150/9.400	<u>12.750</u> 7 D: 3.800 E: 8.950	12.100 13 D: 3.400 E: 8.700	75.300
9	Luis Lenhart (Berlin)	2006	12.550 16 D: 4.200 E: 8.350	13.050 5 D: 4.400 E: 8.650	12.500 11 D: 4.000 E: 8.500	13.150 20 D: 4.000 E: 9.150	12.150 17 D: 3.900 E: 8.250	<u>11.900</u> 17 D: 3.600 E: 8.300	75.300
11	Jed Solomon (Team England)	2006	12.350 18 D: 4.400 E: 7.950	12.450 7 D: 4.600 E: 7.850	12.700 8 D: 4.000 E: 8.700	13.250 17 D: 4.800 E: 8.450	<u>11.550</u> 24 D: 4.200 E: 7.350	12.050 15 D: 4.100 E: 7.950	74.350
12	Joshua Porter (Team England)	2005	12.600 15 D: 3.900 E: 8.700	12.450 7 D: 3.700 E: 8.750	11.600 23 D: 3.700 E: 7.900	13.050 23 D: 4.000 E: 9.050	<u>13.000</u> 3 D: 3.800 E: 9.200	11.000 28 D: 4.300 E: 7.000 Abzug: 0.300	73.700
12	Balazs Juhasz (Hungary / Honved)	2005	12.300 19 D: 4.500 E: 7.800	<u>11.550</u> 18 D: 3.800 E: 7.750	11.400 26 D: 3.800 E: 7.600	13.900 6 D: 4.800/4.000 E: 9.100/8.800 Abzug: 0/0,1	11.950 20 D: 4.000 E: 7.950	12.600 6 D: 4.300 E: 8.300	73.700
14	Michael Dobroskok (Australia)	2005	12.650 13 D: 4.400 E: 8.250	11.600 16 D: 3.500 E: 8.100	12.150 15 D: 3.400 E: 8.750	13.000 24 D: 4.000 E: 9.000	<u>12.300</u> 13 D: 3.600 E: 8.700	11.800 18 D: 3.200 E: 8.600	73.500
15	Eli Pullen (Australia)	2006	12.500 17 D: 3.900 E: 8.600	11.200 24 D: 3.200 E: 8.000	11.850 21 D: 4.300 E: 7.550	13.100 21 D: 4.800/4.000 E: 8.400/9.300 Abzug: 0/1,0	<u>12.250</u> 15 D: 3.700 E: 8.550	11.800 18 D: 3.500 E: 8.300	72.700
16	Nico Oberholzer (Switzerland / Zürich)	2006	11.550 35 D: 4.500 E: 7.050	11.700 14 D: 4.500 E: 7.200	<u>12.150</u> 15 D: 4.200 E: 7.950	12.450 29 D: 4.000/4.000 E: 8.550/9.200 Abzug: 0/1,0	12.150 17 D: 4.300 E: 7.850	12.650 5 D: 4.700 E: 7.950	72.650

Legend: D: Difficulty E: Execution Underline: Starting apparatus







18th AUSTRIAN FUTURE CUP

powered by **REDL BAU**
SANIERUNG

Results

results individual all around

Age Group I

rank	name								total
17	Michael Carson (Ireland)	2005	12.800 10 D: 4.600 E: 8.200	11.500 19 D: 3.800 E: 7.700	11.450 25 D: 3.500 E: 8.250 Abzug: 0.300	<u>13.550 10</u> D: 4.800/4.000 E: 9.050/9.150 Abzug: 0.3/0.3	12.850 5 D: 3.700 E: 9.150	10.400 35 D: 3.200 E: 7.200	72.550
18	Oisin O'Connell (Ireland)	2005	11.150 36 D: 4.500 E: 6.650	11.900 13 D: 3.500 E: 8.400	11.350 27 D: 3.600 E: 7.750	<u>13.300 15</u> D: 4.000 E: 9.300	12.700 8 D: 4.000 E: 8.700	12.100 13 D: 4.100 E: 8.000	72.500
19	Istvan Mentovai (Hungary / Honved)	2005	11.600 33 D: 4.400 E: 7.200	<u>10.350 31</u> D: 2.900 E: 7.450	12.900 6 D: 3.900 E: 9.000	13.500 11 D: 4.800/4.000 E: 8.700/9.350	12.350 12 D: 4.000 E: 8.350	11.300 22 D: 4.200 E: 7.100	72.000
20	Leon Atherton (Netherlands)	2006	<u>12.700 12</u> D: 4.500 E: 8.200	11.000 26 D: 4.400 E: 6.600	11.850 21 D: 4.200 E: 7.650	13.300 15 D: 4.000 E: 9.300	10.800 32 D: 4.200 E: 6.600	12.150 12 D: 4.200 E: 7.950	71.800
21	Joy Palermo (Luxembourg)	2006	12.850 8 D: 4.000 E: 8.850	11.300 21 D: 3.800 E: 7.500	11.350 27 D: 2.700 E: 8.650	12.600 28 D: 3.200 E: 9.400	<u>12.300 13</u> D: 3.000 E: 9.300	10.700 34 D: 2.200 E: 8.500	71.100
22	Mark Nagy (Hungary / FTC)	2005	12.250 22 D: 4.900 E: 7.350	<u>12.300 10</u> D: 4.500 E: 7.800	12.200 13 D: 4.100 E: 8.100	13.650 8 D: 4.800/4.000 E: 9.150/8.350 Abzug: 0.3/0	11.000 31 D: 3.700 E: 7.300	9.650 43 D: 3.300 E: 6.350	71.050
23	Zala Zambori (Hungary / FTC)	2006	12.100 27 D: 4.300 E: 7.800	<u>10.200 34</u> D: 4.200 E: 6.000	12.600 9 D: 4.200 E: 8.400	14.000 4 D: 4.800/4.000 E: 9.200/9.450	11.700 21 D: 3.700 E: 8.000	10.050 40 D: 4.600 E: 5.450	70.650
24	Harrison Harris (Wales)	2005	12.300 19 D: 3.900 E: 8.400	11.450 20 D: 3.700 E: 7.750	12.000 19 D: 3.900 E: 8.100	12.250 30 D: 4.000 E: 8.250	<u>12.000 19</u> D: 3.200 E: 8.800	10.350 36 D: 3.300 E: 7.050	70.350

Legend: D: Difficulty E: Execution Underline: Starting apparatus







18th AUSTRIAN FUTURE CUP

powered by **REDL BAU**
SANIERUNG

Results

results individual all around

Age Group I

rank	name								total
25	Alex Tukiainen (Finland)	2005	<u>12.100</u> 27 D: 4.400 E: 8.000 Abzug: 0,300	11.650 15 D: 3.600 E: 8.050	11.150 32 D: 3.800 E: 7.350	13.250 17 D: 4.000 E: 9.250	11.300 27 D: 3.200 E: 8.100	10.750 33 D: 2.700 E: 8.050	70.200
26	Aleksi Vesala (Finland)	2005	<u>12.000</u> 29 D: 3.800 E: 8.200	11.600 16 D: 3.800 E: 7.800	12.050 17 D: 4.000 E: 8.050	11.200 40 D: 4.000 E: 7.500 Abzug: 0,300	12.200 16 D: 3.900 E: 8.300	11.050 27 D: 4.200 E: 6.850	70.100
27	Benedek Ujvari (Hungary / FTC)	2005	12.650 13 D: 4.600 E: 8.050	<u>11.000</u> 26 D: 3.400 E: 7.600	11.900 20 D: 4.000 E: 7.900	12.900 26 D: 4.000 E: 9.000 Abzug: 0,100	10.650 34 D: 3.400 E: 7.250	9.150 44 D: 3.800 E: 5.350	68.250
28	Newman Rukweza (Australia)	2006	11.750 31 D: 4.100 E: 7.650	10.300 32 D: 3.200 E: 7.100	<u>10.100</u> 36 D: 3.300 E: 6.800	13.500 11 D: 4.000 E: 9.500	11.250 28 D: 3.600 E: 7.650	10.850 31 D: 3.500 E: 7.350	67.750
29	Luc Löwe (Berlin)	2006	10.450 37 D: 3.900 E: 6.550	12.250 12 D: 3.800 E: 8.450	11.200 30 D: 3.800 E: 7.400	11.050 41 D: 2.800 E: 8.250	9.300 37 D: 2.500 E: 6.800	<u>11.100</u> 26 D: 2.600 E: 8.500	65.350
30	Taavi Jaakola (Finland)	2006	11.600 33 D: 4.100 E: 7.500	7.150 38 D: 2.800 E: 4.350	<u>11.200</u> 30 D: 3.600 E: 7.600	12.700 27 D: 4.000 E: 9.000 Abzug: 0,300	11.150 29 D: 3.500 E: 7.650	11.200 24 D: 3.300 E: 7.900	65.000
31	Martin Wolf (Austria / Niederösterreich)	2006	12.300 19 D: 3.700 E: 8.600	11.100 25 D: 3.700 E: 7.400	11.250 29 D: 3.800 E: 7.450	11.950 34 D: 2.800/4.000 E: 9.150/9.100 Abzug: 0/0,1	7.300 39 D: 2.100 E: 8.200 Abzug: 3,000	<u>10.800</u> 32 D: 3.100 E: 7.700	64.700
32	Jan Lukes (Czech Republic / Brno)	2006	12.250 22 D: 3.800 E: 8.450	7.650 37 D: 2.600 E: 5.050	<u>10.700</u> 34 D: 3.200 E: 7.800 Abzug: 0,300	12.250 30 D: 3.200 E: 9.050	11.550 24 D: 3.300 E: 8.250	<u>10.100</u> 39 D: 2.700 E: 7.400	64.500

Legend: D: Difficulty E: Execution Underline: Starting apparatus







18th AUSTRIAN FUTURE CUP

powered by **REDL BAU**
SANIERUNG

Results

results individual all around

Age Group I

rank	name								total
33	Benjamin Stolt (Finland)	2006	<u>12.250</u> 22 D: 3.700 E: 8.550	6.800 39 D: 1.800 E: 5.000	<u>10.750</u> 33 D: 2.000 E: 9.050 Abzug: 0.300	12.250 30 D: 3.200 E: 9.050	9.800 36 D: 2.900 E: 6.900	10.150 38 D: 2.200 E: 7.950	62.000
34	Iiro Karppinen (Finland)	2006	10.400 38 D: 4.300 E: 6.400 Abzug: 0.300	3.950 40 D: 2.400 E: 4.550 Abzug: 3.000	<u>10.300</u> 35 D: 3.100 E: 7.200	12.950 25 D: 4.800/4.000 E: 8.150/8.900	11.700 21 D: 3.100 E: 8.600	10.900 30 D: 2.800 E: 8.100	60.200
35	Carlo Riesco (Switzerland / Zürich)	2006	12.250 22 D: 4.900 E: 7.350	9.300 36 D: 3.800 E: 5.500		13.350 13 D: 4.800/4.000 E: 8.550/9.200	12.500 11 D: 4.500 E: 8.000	12.400 9 D: 4.100 E: 8.300	59.800
36	Colin Jaden Schmid (Switzerland / Zürich)	2006	9.150 39 D: 3.800 E: 5.350	10.250 33 D: 3.600 E: 6.650	<u>10.050</u> 37 D: 3.000 E: 7.050	11.800 36 D: 2.800 E: 9.000	7.900 38 D: 3.400 E: 4.500	9.950 41 D: 2.900 E: 7.050	59.100
37	Daniel Winterbourne (Wales)	2006		10.150 35 D: 2.500 E: 7.650	11.600 23 D: 3.600 E: 8.000	11.500 39 D: 4.000 E: 7.500	<u>11.150</u> 29 D: 3.800 E: 7.350	10.350 36 D: 3.100 E: 7.250	54.750
38	Jake Barry (Ireland)	2006		11.250 22 D: 2.900 E: 8.350	8.900 38 D: 2.800 E: 6.400 Abzug: 0.300	<u>11.750</u> 38 D: 4.400/4.000 E: 7.350/8.450	10.800 32 D: 3.200 E: 7.600	11.150 25 D: 2.600 E: 8.550	53.850
39	Kyösti Uusitalo (Finland)	2006		10.400 30 D: 3.700 E: 6.700	12.050 17 D: 3.300 E: 8.750		9.950 35 D: 3.400 E: 6.550	10.950 29 D: 2.400 E: 8.550	43.350
40	Keon-U Kevin Kim (Berlin)	2006	12.150 26 D: 3.900 E: 8.250			13.350 13 D: 4.000 E: 9.350		<u>11.800</u> 18 D: 3.500 E: 8.300	37.300

Legend: D: Difficulty E: Execution Underline: Starting apparatus






18th AUSTRIAN FUTURE CUP

Results

powered by **REDL BAU**
SANIERUNG

results individual all around

Age Group I

rank	name							total
41	Tin Stros (Slovenia)	2005	11.700 32 <small>D: 4.300 E: 7.400</small>		11.800 36 <small>D: 4.400/4.000 E: 7.700/9.100 Abzug: 0.3/0</small>		<u>11.300 22</u> <small>D: 3.700 E: 7.600</small>	34.800
42	Niklas Peltoniemi (Finland)	2005	<u>12.750 11</u> <small>D: 4.400 E: 8.350</small>		11.900 35 <small>D: 3.200 E: 8.700</small>		9.950 41 <small>D: 2.200 E: 7.750</small>	34.600
43	Toni Kastelic (Slovenia)	2006					<u>12.450 8</u> <small>D: 3.700 E: 8.750</small>	12.450
44	Jure Podobnik (Slovenia)	2006					11.950 16 <small>D: 3.600 E: 8.350</small>	11.950
45	Juli Jan Obal (Slovenia)	2005	10.900 28 <small>D: 4.300 E: 6.600</small>					10.900

Legend: D: Difficulty E: Execution Underline: Starting apparatus







18th AUSTRIAN FUTURE CUP

powered by **REDL BAU**
SANIERUNG

Results

results individual all around

Age Group II

rank	name								total
1	Daniel Chalabov (Australia)	2007	12.700 4 D: 4.500 E: 8.200	13.150 1 D: 4.600 E: 8.550	12.450 4 D: 4.200 E: 8.250	13.050 8 D: 4.000 E: 9.050	<u>12.850 1</u> D: 4.200 E: 8.650	12.300 4 D: 3.800 E: 8.500	76.500
2	Taiga Baba (Japan)	2008	<u>12.750 3</u> D: 4.300 E: 8.450	12.050 4 D: 3.300 E: 8.750	13.000 1 D: 4.200 E: 8.800	13.950 1 D: 4.800/4.000 E: 9.250/9.150 Abzug: 0.1/0	11.850 14 D: 4.000 E: 7.850	12.600 1 D: 3.800 E: 8.800	76.200
3	Thomas Tittley (Canada)	2008	13.100 1 D: 4.900 E: 8.200	11.050 17 D: 3.800 E: 7.250	12.350 5 D: 4.100 E: 8.250	13.850 2 D: 4.800/4.000 E: 9.050/9.150	12.050 8 D: 4.000 E: 8.050	<u>12.200 5</u> D: 4.100 E: 8.100	74.600
4	Yemelianov Yurii (Ukraine)	2007	11.450 24 D: 4.900 E: 6.550	<u>11.950 6</u> D: 4.000 E: 7.950	12.500 3 D: 3.800 E: 8.700	13.450 4 D: 4.000 E: 9.450	12.500 2 D: 4.500 E: 8.000	12.500 3 D: 4.400 E: 8.100	74.350
5	Kyan Jakobs (Netherlands)	2007	<u>12.950 2</u> D: 4.400 E: 8.650 Abzug: 0.100	11.600 8 D: 3.800 E: 7.800	12.350 5 D: 4.100 E: 8.250	12.850 9 D: 4.000 E: 8.850	11.800 15 D: 3.900 E: 7.900	11.550 9 D: 3.400 E: 8.150	73.100
6	Bence Hamza-Vargity (Team Hungary)	2008	11.900 15 D: 4.400 E: 7.600 Abzug: 0.100	<u>11.450 10</u> D: 3.100 E: 8.350	11.650 14 D: 3.800 E: 7.850	12.150 18 D: 4.400/4.000 E: 7.750/9.050	12.450 3 D: 3.900 E: 8.550	12.600 1 D: 3.800 E: 8.800	72.200
7	Tomas Kalinic (Czech Republic / Brno)	2007	11.950 14 D: 4.200 E: 8.050 Abzug: 0.300	10.500 21 D: 3.800 E: 6.700	12.000 7 D: 3.900 E: 8.100	13.350 5 D: 4.000 E: 9.350	12.200 6 D: 3.600 E: 8.600	<u>11.750 6</u> D: 3.900 E: 7.850	71.750
8	Tom Meier (Bayern)	2008	11.800 17 D: 3.700 E: 8.100	11.250 13 D: 3.900 E: 7.350	<u>11.700 11</u> D: 3.700 E: 8.000	12.350 15 D: 4.000 E: 8.650 Abzug: 0.300	12.000 11 D: 3.600 E: 8.400	11.100 14 D: 2.700 E: 8.400	70.200

Legend: D: Difficulty E: Execution Underline: Starting apparatus







18th AUSTRIAN FUTURE CUP

powered by **REDL BAU**
SANIERUNG

Results

results individual all around

Age Group II

rank	name								total
9	James Hickey (Ireland)	2007	12.000 11 D: 4.100 E: 7.900	11.400 11 D: 4.600 E: 6.800	11.650 14 D: 3.500 E: 8.150	<u>12.650</u> 10 D: 4.000 E: 8.650	11.650 17 D: 3.600 E: 8.050	10.650 18 D: 3.600 E: 7.050	70.000
10	Topi Jakkola (Finland)	2008	<u>11.600</u> 20 D: 4.000 E: 7.600	11.250 13 D: 2.900 E: 8.350	11.700 11 D: 3.500 E: 8.200	12.050 19 D: 4.000 E: 8.150 Abzug: 0.100	12.050 8 D: 3.000 E: 9.050	11.300 13 D: 2.700 E: 8.600	69.950
11	Otto Lopatovszki (Team Hungary)	2008	12.550 5 D: 3.800 E: 8.750	<u>11.150</u> 15 D: 3.800 E: 7.350	11.800 9 D: 3.500 E: 8.300	11.950 22 D: 2.800 E: 9.150	11.950 13 D: 3.600 E: 8.350	10.350 22 D: 3.500 E: 6.850	69.750
12	Bence Ruck-Makay (Team Hungary)	2007	12.000 11 D: 3.800 E: 8.200	<u>12.050</u> 4 D: 3.800 E: 8.250	11.550 18 D: 3.000 E: 8.550	12.000 21 D: 3.200 E: 8.800	11.200 23 D: 3.400 E: 7.800	10.850 17 D: 2.700 E: 8.150	69.650
13	Luis Brandenberger (Switzerland / Zürich)	2008	12.100 10 D: 3.900 E: 8.200	11.850 7 D: 3.700 E: 8.150	<u>11.700</u> 11 D: 3.300 E: 8.400	10.900 29 D: 2.400 E: 8.600 Abzug: 0.100	11.250 22 D: 3.700 E: 7.550	11.650 7 D: 3.700 E: 7.950	69.450
14	Raphael Fortin (Canada)	2008	11.850 16 D: 3.800 E: 8.350 Abzug: 0.300	10.350 22 D: 2.600 E: 7.750	10.950 25 D: 3.200 E: 8.050 Abzug: 0.300	12.400 14 D: 3.200 E: 9.200	11.750 16 D: 3.600 E: 8.150	<u>11.600</u> 8 D: 3.400 E: 8.200	68.900
15	Caedan Mcilhatton (Australia)	2008	12.150 7 D: 4.700 E: 7.450	10.150 25 D: 3.800 E: 6.350	12.550 2 D: 4.100 E: 8.450	12.600 12 D: 4.800/4.000 E: 7.900/9.100 Abzug: 0.1/0	<u>10.800</u> 26 D: 4.500 E: 6.300	10.550 20 D: 4.100 E: 6.450	68.800
16	Axel Beauchamp (Canada)	2008	11.550 22 D: 3.700 E: 7.850	10.300 23 D: 2.400 E: 8.200 Abzug: 0.300	11.400 19 D: 2.800 E: 8.900 Abzug: 0.300	13.100 6 D: 4.000 E: 9.100	11.450 18 D: 2.500 E: 8.950	<u>9.950</u> 24 D: 2.400 E: 7.550	67.750

Legend: D: Difficulty E: Execution Underline: Starting apparatus







18th AUSTRIAN FUTURE CUP

powered by **REDL BAU**
SANIERUNG

Results

results individual all around

Age Group II

rank	name								total
17	Niilo Nikkola (Finland)	2007	12.150 7 D: 3.900 E: 8.550 Abzug: 0.300	10.250 24 D: 3.500 E: 6.750	<u>11.900 8</u> D: 3.300 E: 8.600	12.200 17 D: 3.200 E: 9.000	11.150 24 D: 3.200 E: 7.950	9.950 24 D: 2.600 E: 7.350	67.600
18	Jan Bartosovsky (Czech Republic / Brno)	2009	12.000 11 D: 3.500 E: 8.500	9.350 31 D: 3.000 E: 6.350	<u>11.300 20</u> D: 2.400 E: 9.200 Abzug: 0.300	11.000 28 D: 2.200 E: 8.800	12.100 7 D: 3.000 E: 9.100	<u>10.650 18</u> D: 2.500 E: 8.150	66.400
19	Dominik Peli (Team Hungary)	2008	11.150 27 D: 4.200 E: 6.950	<u>11.400 11</u> D: 3.100 E: 8.300	<u>9.000 30</u> D: 3.500 E: 5.800 Abzug: 0.300	12.350 15 D: 3.200 E: 9.150	10.650 27 D: 3.100 E: 7.550	11.050 16 D: 2.400 E: 8.650	65.600
20	Iiro Lehtisalo (Finland)	2008	9.900 32 D: 4.100 E: 5.800	10.050 27 D: 3.800 E: 6.250	<u>11.150 23</u> D: 3.400 E: 8.050 Abzug: 0.300	13.100 6 D: 4.000 E: 9.100	10.200 30 D: 3.300 E: 6.900	11.100 14 D: 2.700 E: 8.400	65.500
21	Radek Pecha (Czech Republic / Brno)	2007	12.150 7 D: 4.500 E: 7.650	8.900 32 D: 2.500 E: 6.400	<u>11.300 20</u> D: 3.000 E: 8.300	11.200 27 D: 4.000 E: 7.200	10.650 27 D: 3.100 E: 7.550	<u>10.400 21</u> D: 3.300 E: 7.100	64.600
22	David Lazar (Hungary / Honved)	2007	11.450 24 D: 3.700 E: 7.750	<u>9.600 29</u> D: 3.700 E: 5.900	10.600 28 D: 3.200 E: 7.400	11.450 24 D: 4.000 E: 7.450	12.000 11 D: 3.300 E: 8.700	9.350 27 D: 3.400 E: 5.950	64.450
23	Rory Clarke (GBR/Heathrow)	2008	10.500 31 D: 4.100 E: 6.400	10.950 18 D: 4.000 E: 6.950	10.700 26 D: 3.000 E: 7.700	<u>10.700 30</u> D: 2.200/4.000 E: 8.800/8.700 Abzug: 0,3/0,1	<u>11.300 20</u> D: 4.000 E: 7.300	9.850 26 D: 3.200 E: 6.650	64.000
24	Felix Buchner (Bayern)	2008	11.700 18 D: 3.500 E: 8.200	8.600 33 D: 3.000 E: 5.600	<u>10.650 27</u> D: 2.700 E: 7.950	11.350 25 D: 2.400 E: 8.950	11.350 19 D: 3.200 E: 8.150	10.250 23 D: 2.600 E: 7.650	63.900

Legend: D: Difficulty E: Execution Underline: Starting apparatus







18th AUSTRIAN FUTURE CUP

powered by **REDL BAU**
SANIERUNG

Results

results individual all around

Age Group II

rank	name								total
25	Finlay Hazelton (GBR/Manchester)	2008	<u>11.200</u> 26 D: 4.200 E: 7.300 Abzug: 0.300	10.150 25 D: 3.500 E: 6.650		11.300 26 D: 4.000/4.000 E: 7.300/8.550	12.250 5 D: 3.300 E: 8.950	11.400 12 D: 2.500 E: 8.900	56.300
26	Zavada Ivan (Ukraine)	2007	<u>11.050</u> 28 D: 4.900 E: 6.250 Abzug: 0.100	<u>8.500</u> 34 D: 3.300 E: 5.200	11.000 24 D: 2.900 E: 8.100		11.050 25 D: 4.000 E: 7.050	9.300 28 D: 3.600 E: 5.700	50.900
27	Anton Vlllonen (Finland)	2007		11.550 9 D: 3.500 E: 8.050		12.650 10 D: 4.000/2.800 E: 8.650/8.450	12.450 3 D: 3.700 E: 8.750	11.550 9 D: 2.700 E: 8.850	48.200
28	Ellis Niles (GBR/Heathrow)	2008		12.900 2 D: 4.400 E: 8.500	11.250 22 D: 3.900 E: 7.350		<u>12.050</u> 8 D: 3.600 E: 8.450	11.550 9 D: 3.700 E: 7.850	47.750
29	Adam Ateyeh (Switzerland / Zürich)	2008		11.100 16 D: 4.200 E: 6.900	<u>11.800</u> 9 D: 4.100 E: 7.700		11.300 20 D: 3.200 E: 8.100	9.250 29 D: 2.500 E: 6.750	43.450
30	Constantin Lipp (Austria / Wien)	2008	10.600 30 D: 3.900 E: 6.700		9.100 29 D: 2.100 E: 7.300 Abzug: 0.300	11.600 23 D: 3.200 E: 8.700 Abzug: 0.300	10.050 31 D: 2.300 E: 7.750		41.350
31	Chester Enriquez (Ireland)	2008	11.500 23 D: 4.700 E: 6.800		11.650 14 D: 3.600 E: 8.050	<u>13.750</u> 3 D: 5.200/4.000 E: 8.850/9.250 Abzug: 0.3/0			36.900
32	Nik Lukacic (Slovenia)	2008		10.950 18 D: 3.500 E: 7.450	11.650 14 D: 3.100 E: 8.550	12.050 19 D: 3.200/2.400 E: 8.850/8.000			34.650

Legend: D: Difficulty E: Execution Underline: Starting apparatus







18th AUSTRIAN FUTURE CUP

powered by **REDL BAU**
SANIERUNG

Results

results individual all around

Age Group II

rank	name								total
33	Maj Kondric (Slovenia)	2007	11.650 19 <small>D: 4.300 E: 7.350</small>	9.450 30 <small>D: 3.500 E: 5.950</small>		<u>12.450 13</u> <small>D: 3.200/4.000 E: 9.250/9.300</small>			33.550
34	Zeus Dadwal-weekes (GBR/Heathrow)	2008	10.900 29 <small>D: 3.800 E: 7.200 Abzug: 0.100</small>	9.850 28 <small>D: 3.400 E: 6.450</small>			<u>10.500 29</u> <small>D: 3.600 E: 6.900</small>		31.250
36	Anze Zalaznik (Slovenia)	2007	12.250 6 <small>D: 4.100 E: 8.150</small>						12.250
37	Vid Kopac (Slovenia)	2007	11.600 20 <small>D: 3.500 E: 8.400 Abzug: 0.300</small>						11.600
38	Tomin Sternad Hiter (Slovenia)	2007		10.650 20 <small>D: 3.800 E: 6.850</small>					10.650

Legend: D: Difficulty E: Execution Underline: Starting apparatus







18th AUSTRIAN FUTURE CUP

powered by **REDL BAU**
SANIERUNG

Results

results individual all around

Age Group III

rank	name								total
1	Golovin Volodymyr (Ukraine)	2010	<u>13.550</u> 1 D: 5.200 E: 8.350	<u>14.450</u> 1 D: 5.500 E: 8.950	13.100 1 D: 4.400 E: 8.700	13.250 2 D: 4.800/4.000 E: 8.450/8.950	13.000 1 D: 5.400 E: 7.600	12.400 2 D: 5.200 E: 7.200	79.750
2	Naoto Shirowa (Japan)	2009	<u>12.900</u> 2 D: 4.100 E: 8.800	11.250 12 D: 3.800 E: 7.450	12.050 5 D: 3.900 E: 8.150	13.100 5 D: 4.000/2.800 E: 9.100/9.600	12.400 3 D: 4.200 E: 8.200	12.800 1 D: 3.900 E: 8.900	74.500
3	Sakihiro Sakuragawa (Japan)	2011	<u>12.050</u> 20 D: 3.900 E: 8.250 Abzug: 0.100	12.100 6 D: 3.100 E: 9.000	12.650 2 D: 3.700 E: 8.950	12.850 6 D: 4.000/2.800 E: 8.850/9.750	11.700 22 D: 3.800 E: 7.900	12.250 3 D: 2.900 E: 9.350	73.600
4	James Knipe (GBR/Manchester)	2011	<u>12.350</u> 6 D: 3.900 E: 8.450	13.150 2 D: 4.400 E: 8.750	12.000 6 D: 3.300 E: 9.000 Abzug: 0.300	12.500 10 D: 4.000 E: 8.600 Abzug: 0.100	12.100 9 D: 3.800 E: 8.300	11.450 6 D: 3.100 E: 8.350	73.550
5	Denis Skala (GBR/Manchester)	2011	<u>12.650</u> 4 D: 4.100 E: 8.550	10.750 18 D: 3.600 E: 7.150	12.550 3 D: 4.000 E: 8.550	12.850 6 D: 4.000/3.200 E: 8.850/8.900	12.600 2 D: 4.400 E: 8.200	11.700 5 D: 3.100 E: 8.600	73.100
6	Gabor Lukacs (Hungary / FTC)	2010	12.000 22 D: 3.600 E: 8.700 Abzug: 0.300	<u>12.450</u> 3 D: 4.000 E: 8.450	12.150 4 D: 3.500 E: 8.650	11.650 22 D: 2.800 E: 8.850	12.400 3 D: 3.500 E: 8.900	10.700 22 D: 2.600 E: 8.100	71.350
6	Edouard Nadeau (Canada)	2009	12.200 12 D: 4.000 E: 8.200	10.600 21 D: 2.900 E: 7.700	11.900 7 D: 3.400 E: 8.500	13.200 3 D: 4.000/2.800 E: 9.200/9.150	11.650 23 D: 3.600 E: 8.050	<u>11.800</u> 4 D: 3.600 E: 8.200	71.350
8	Adnras Marton (Hungary / Honved)	2009	11.500 32 D: 3.600 E: 8.200 Abzug: 0.300	<u>12.150</u> 4 D: 3.800 E: 8.350	11.450 13 D: 3.900 E: 7.550	12.300 13 D: 3.200 E: 9.100	11.950 15 D: 3.500 E: 8.450	11.150 11 D: 2.600 E: 8.550	70.500

Legend: D: Difficulty E: Execution Underline: Starting apparatus







18th AUSTRIAN FUTURE CUP

powered by **REDL BAU**
SANIERUNG

Results

results individual all around

Age Group III

rank	name								total
9	Luca Marchi (Italy / Audere)	2010	12.250 10 D: 4.300 E: 8.250 Abzug: 0.300	10.550 22 D: 3.300 E: 7.250	11.200 19 D: 3.400 E: 8.100 Abzug: 0.300	<u>12.150 16</u> D: 3.200/2.400 E: 8.950/7.850	12.200 7 D: 3.400 E: 8.800	11.200 10 D: 2.700 E: 8.500	69.550
10	Phynio Brick (Bayern)	2010	12.150 15 D: 4.100 E: 8.150 Abzug: 0.100	11.200 14 D: 3.400 E: 7.800	<u>11.200 19</u> D: 2.700 E: 8.800 Abzug: 0.300	12.400 12 D: 4.000/2.400 E: 8.700/9.250 Abzug: 0.3/0	12.050 13 D: 3.400 E: 8.650	10.000 37 D: 2.700 E: 7.300	69.000
11	Olivier Lapointe (Canada)	2011	11.900 26 D: 3.700 E: 8.500 Abzug: 0.300	11.350 11 D: 3.300 E: 8.050	<u>11.600 9</u> D: 3.300 E: 8.300	11.000 38 D: 2.400 E: 8.700 Abzug: 0.100	11.800 20 D: 3.400 E: 8.400	11.050 13 D: 2.800 E: 8.250	68.700
12	Levente Ludany (Hungary / FTC)	2010	12.300 8 D: 3.800 E: 8.800 Abzug: 0.300	<u>10.700 20</u> D: 3.600 E: 7.100	11.600 9 D: 3.900 E: 7.700	11.550 23 D: 2.400 E: 9.150	12.100 9 D: 3.600 E: 8.500	10.400 26 D: 3.000 E: 7.400	68.650
12	Nino Del Prado (Netherlands)	2009	<u>12.350 6</u> D: 4.400 E: 7.950	10.100 30 D: 4.000 E: 6.100	11.100 22 D: 3.100 E: 8.000	12.600 8 D: 4.000 E: 8.600	11.950 15 D: 4.100 E: 7.850	10.550 25 D: 3.600 E: 6.950	68.650
14	Seth Ingle (Team England)	2009	12.150 15 D: 3.600 E: 8.550	11.600 8 D: 3.800 E: 7.800	9.850 49 D: 3.600 E: 6.250	12.100 17 D: 3.200 E: 8.900	<u>11.300 27</u> D: 3.800 E: 7.500	11.400 7 D: 3.100 E: 8.300	68.400
15	Brent Rossou (Netherlands)	2009	<u>12.100 18</u> D: 3.800 E: 8.300	10.750 18 D: 3.100 E: 7.650	11.350 17 D: 2.900 E: 8.450	11.900 18 D: 2.800 E: 9.100	10.700 40 D: 3.500 E: 7.200	11.400 7 D: 3.000 E: 8.400	68.200
15	David Sindelka (Czech Republic / Brno)	2010	12.200 12 D: 3.700 E: 8.500	10.500 23 D: 3.200 E: 7.300	11.050 23 D: 2.400 E: 8.950 Abzug: 0.300	13.300 1 D: 4.000/2.400 E: 9.300/8.700	11.100 33 D: 3.200 E: 7.900	<u>10.050 34</u> D: 3.000 E: 7.050	68.200

Legend: D: Difficulty E: Execution Underline: Starting apparatus







18th AUSTRIAN FUTURE CUP

powered by **REDL BAU**
SANIERUNG

Results

results individual all around

Age Group III

rank	name								total
15	Gasper Kirn (Slovenia)	2009	12.050 20 D: 3.700 E: 8.650 Abzug: 0.300	10.400 26 D: 2.200 E: 8.200	11.450 13 D: 2.900 E: 8.850 Abzug: 0.300	12.450 11 D: 3.200/2.400 E: 9.250/8.950	11.100 33 D: 3.000 E: 8.100	<u>10.750 21</u> D: 2.600 E: 8.150	68.200
18	Oscar Giacomuzzo (Italy / PPB)	2010	12.850 3 D: 4.200 E: 8.650	<u>10.900 16</u> D: 2.200 E: 8.700	11.400 15 D: 2.800 E: 8.900 Abzug: 0.300	11.750 21 D: 2.800/2.400 E: 8.950/8.350	10.350 45 D: 3.300 E: 7.050	10.600 23 D: 2.000 E: 8.600	67.850
19	Austen Chicoine (Canada)	2009	12.100 18 D: 3.500 E: 8.600	10.400 26 D: 2.300 E: 8.400 Abzug: 0.300	11.500 11 D: 2.800 E: 8.700	11.200 34 D: 2.400 E: 8.800	11.900 18 D: 3.300 E: 8.600	<u>10.150 32</u> D: 3.200 E: 6.950	67.250
19	Istvan Marton (Hungary / Honved)	2009	10.800 42 D: 3.300 E: 7.800 Abzug: 0.300	<u>12.150 4</u> D: 3.800 E: 8.350	11.500 11 D: 3.300 E: 8.200	12.250 15 D: 3.200 E: 9.050	10.250 46 D: 2.900 E: 7.350	10.300 28 D: 2.700 E: 7.600	67.250
21	Maj Zalaznik (Slovenia)	2010	12.200 12 D: 3.900 E: 8.700 Abzug: 0.400	10.300 29 D: 2.200 E: 8.100	10.800 29 D: 2.200 E: 8.900 Abzug: 0.300	12.550 9 D: 3.200/2.400 E: 9.350/8.350	11.300 27 D: 2.300 E: 9.000	<u>10.000 37</u> D: 1.800 E: 8.200	67.150
22	Tamlin Fox (Wales)	2009	11.650 30 D: 3.300 E: 8.650 Abzug: 0.300	11.600 8 D: 3.100 E: 8.500	11.400 15 D: 2.800 E: 8.900 Abzug: 0.300	11.100 35 D: 2.400 E: 8.700	<u>11.100 33</u> D: 3.000 E: 8.100	10.250 29 D: 2.300 E: 7.950	67.100
23	Toby Hazelton (Team England)	2009	12.250 10 D: 4.000 E: 8.250	11.500 10 D: 2.900 E: 8.600	10.950 25 D: 2.600 E: 8.650 Abzug: 0.300	11.900 18 D: 2.800 E: 9.100	<u>11.050 36</u> D: 3.000 E: 8.050	9.050 50 D: 2.000 E: 7.050	66.700
24	Gabriele Pasanisi (Italy / Audere)	2010	11.950 24 D: 3.600 E: 8.650 Abzug: 0.300	9.750 33 D: 3.200 E: 6.550	10.400 38 D: 1.800 E: 8.900 Abzug: 0.300	<u>12.300 13</u> D: 3.200 E: 9.100	11.250 30 D: 3.700 E: 7.550	11.000 14 D: 2.700 E: 8.300	66.650

Legend: D: Difficulty E: Execution Underline: Starting apparatus







18th AUSTRIAN FUTURE CUP

powered by **REDL BAU**
SANIERUNG

Results

results individual all around

Age Group III

rank	name								total
25	Dani Scheper (Netherlands)	2010	<u>10.850</u> 41 D: 3.600 E: 7.250	8.850 39 D: 3.100 E: 5.750	10.700 31 D: 3.100 E: 7.600	13.150 4 D: 4.000/2.400 E: 9.150/9.100	12.100 9 D: 3.100 E: 9.000	10.950 15 D: 2.600 E: 8.350	66.600
26	Alex Mc Carthy (Finland)	2009	<u>12.000</u> 22 D: 3.600 E: 8.400	10.800 17 D: 2.600 E: 8.200	10.450 37 D: 2.100 E: 8.650 Abzug: 0.300	11.500 26 D: 2.400/2.400 E: 9.100/9.050 Abzug: 0/0.1	12.050 13 D: 3.000 E: 9.050	9.200 48 D: 2.100 E: 7.100	66.000
27	Felix Neumüller (Austria / Oberösterreich)	2010	<u>11.200</u> 38 D: 3.300 E: 8.200 Abzug: 0.300	11.250 12 D: 2.700 E: 8.550	<u>10.850</u> 27 D: 2.400 E: 8.750 Abzug: 0.300	10.850 41 D: 1.600 E: 9.250	11.300 27 D: 3.500 E: 7.800	10.250 29 D: 2.700 E: 7.550	65.700
27	Ilan Lederer (Slovenia)	2011	<u>12.150</u> 15 D: 3.500 E: 8.950 Abzug: 0.300	8.500 44 D: 3.100 E: 5.400	11.300 18 D: 2.700 E: 8.600	11.500 26 D: 2.200 E: 9.300	11.350 26 D: 3.600 E: 7.750	<u>10.900</u> 16 D: 2.600 E: 8.300	65.700
29	Mattia Beretta (Italy / PPB)	2011	<u>10.750</u> 43 D: 3.300 E: 7.750 Abzug: 0.300	<u>9.550</u> 35 D: 2.800 E: 6.750	11.200 19 D: 2.400 E: 9.100 Abzug: 0.300	10.800 43 D: 2.400/2.400 E: 8.500/9.200 Abzug: 0.1/0	12.250 6 D: 3.300 E: 8.950	10.850 17 D: 2.400 E: 8.450	65.400
30	Nicolas Bishara (Canada)	2011	<u>12.300</u> 8 D: 3.600 E: 9.000 Abzug: 0.300	10.500 23 D: 2.600 E: 8.200 Abzug: 0.300	<u>10.850</u> 27 D: 2.400 E: 8.750 Abzug: 0.300	11.300 30 D: 2.200 E: 9.100	10.050 50 D: 3.400 E: 6.650	10.350 27 D: 2.100 E: 8.250	65.350
31	Emil Lempiäinen (Finland)	2009	<u>11.900</u> 26 D: 3.800 E: 8.100	10.100 30 D: 3.100 E: 7.000	10.250 44 D: 2.100 E: 8.450 Abzug: 0.300	10.900 39 D: 2.400 E: 8.800 Abzug: 0.300	12.200 7 D: 3.100 E: 9.100	9.700 43 D: 2.200 E: 7.500	65.050
31	Stepan Bulvas (Czech Republic / Hradcany)	2010	<u>11.350</u> 34 D: 2.900 E: 8.750 Abzug: 0.300	10.950 15 D: 3.300 E: 7.650	10.950 25 D: 2.400 E: 8.550	<u>11.500</u> 26 D: 2.400 E: 9.100	10.200 49 D: 3.500 E: 6.700	10.100 33 D: 2.400 E: 7.700	65.050

Legend: D: Difficulty E: Execution Underline: Starting apparatus







18th AUSTRIAN FUTURE CUP

powered by **REDL BAU**
SANIERUNG

Results

results individual all around

Age Group III

rank	name								total
33	Aarne Seppänen (Finland)	2010	<u>11.950</u> 24 D: 3.700 E: 8.250	9.500 36 D: 1.700 E: 8.100 Abzug: 0.300	10.200 45 D: 2.000 E: 8.500 Abzug: 0.300	10.900 39 D: 2.200 E: 8.800 Abzug: 0.100	11.200 31 D: 2.200 E: 9.000	10.200 31 D: 2.000 E: 8.200	63.950
34	Matej Pazdirek (Czech Republic / Hradcany)	2010	10.750 43 D: 3.400 E: 7.650 Abzug: 0.300	8.850 39 D: 2.300 E: 6.550	10.400 38 D: 2.700 E: 8.000 Abzug: 0.300	<u>11.400</u> 29 D: 2.400 E: 9.000	11.500 25 D: 3.400 E: 8.100	10.600 23 D: 2.400 E: 8.200	63.500
35	Ben Wolfer (Switzerland / Zürich)	2009	11.800 28 D: 4.000 E: 7.800	9.700 34 D: 3.500 E: 6.200	<u>11.650</u> 8 D: 4.200 E: 7.450	10.450 48 D: 2.800 E: 7.650	9.650 52 D: 3.700 E: 5.950	10.050 34 D: 3.400 E: 6.650	63.300
36	Rayyan Ahmed (GBR/Manchester)	2011	11.600 31 D: 2.900 E: 9.000 Abzug: 0.300	8.600 43 D: 2.300 E: 6.300	11.000 24 D: 3.000 E: 8.300 Abzug: 0.300	9.800 51 D: 2.400 E: 7.700 Abzug: 0.300	<u>11.050</u> 36 D: 2.900 E: 8.150	10.850 17 D: 2.300 E: 8.550	62.900
37	Lauri Mustikkamaa (Finland)	2009	<u>10.750</u> 43 D: 3.000 E: 8.050 Abzug: 0.300	9.150 38 D: 2.700 E: 6.450	9.900 48 D: 2.100 E: 8.100 Abzug: 0.300	10.450 48 D: 2.200 E: 8.550 Abzug: 0.300	12.100 9 D: 3.000 E: 9.100	10.050 34 D: 2.500 E: 7.550	62.400
38	Simone Miccoli (Italy / Audere)	2010	11.500 32 D: 3.800 E: 8.300 Abzug: 0.600	9.900 32 D: 2.900 E: 7.000	10.400 38 D: 2.500 E: 8.200 Abzug: 0.300	<u>10.300</u> 50 D: 2.400/2.200 E: 7.900/8.450	10.250 46 D: 2.500 E: 7.750	9.850 40 D: 2.100 E: 7.750	62.200
39	Marcel Seiler (Austria / Oberösterreich)	2011	11.300 36 D: 3.300 E: 8.300 Abzug: 0.300	10.450 25 D: 3.500 E: 6.950	<u>10.350</u> 41 D: 1.800 E: 8.850 Abzug: 0.300	10.600 46 D: 2.400 E: 8.200	10.550 42 D: 2.200 E: 8.350	8.900 51 D: 2.400 E: 6.500	62.150
40	Zeno Csuka (Bayern)	2009	9.900 51 D: 3.000 E: 7.200 Abzug: 0.300	8.650 42 D: 2.800 E: 5.850	<u>10.600</u> 33 D: 2.200 E: 8.700 Abzug: 0.300	11.550 23 D: 2.800 E: 8.750	9.800 51 D: 3.200 E: 6.600	11.250 9 D: 2.400 E: 8.850	61.750

Legend: D: Difficulty E: Execution Underline: Starting apparatus







18th AUSTRIAN FUTURE CUP

powered by **REDL BAU**
SANIERUNG

Results

results individual all around

Age Group III

rank	name								total
41	Lukas Marek (Czech Republic / Hradcany)	2011	11.050 40 D: 3.400 E: 7.950 Abzug: 0.300	8.150 45 D: 2.100 E: 6.050	10.500 35 D: 2.000 E: 8.800 Abzug: 0.300	<u>10.700 45</u> D: 2.400 E: 8.300	10.600 41 D: 2.600 E: 8.000	9.600 45 D: 1.800 E: 7.800	60.600
42	Daniel Percic (Italy / Audere)	2010	11.700 29 D: 3.500 E: 8.500 Abzug: 0.300	6.550 47 D: 2.100 E: 4.450	10.500 35 D: 2.600 E: 7.900	<u>10.850 41</u> D: 1.600 E: 9.250	10.750 39 D: 3.600 E: 7.150	9.850 40 D: 2.700 E: 7.150	60.200
43	Felix Gumpinger (Finland)	2010	<u>11.350 34</u> D: 3.400 E: 8.250 Abzug: 0.300	7.400 46 D: 2.200 E: 5.200	9.200 51 D: 2.100 E: 7.400 Abzug: 0.300	10.750 44 D: 1.600 E: 9.150	10.950 38 D: 2.300 E: 8.650	9.350 47 D: 2.000 E: 7.350	59.000
44	Leonardo Venturini (Italy / PPB)	2010	10.650 47 D: 3.800 E: 7.150 Abzug: 0.300	<u>2.100 50</u> D: 1.600 E: 3.500 Abzug: 3.000	10.650 32 D: 2.200 E: 8.750 Abzug: 0.300	11.300 30 D: 2.200 E: 9.100	11.950 15 D: 3.300 E: 8.650	10.850 17 D: 2.200 E: 8.650	57.500
45	Leon Koller (Austria / Oberösterreich)	2010	10.400 50 D: 2.800 E: 7.900 Abzug: 0.300	5.250 48 D: 2.000 E: 6.250 Abzug: 3.000	<u>10.050 46</u> D: 2.000 E: 8.350 Abzug: 0.300	11.100 35 D: 2.200 E: 8.900	10.250 46 D: 2.200 E: 8.050	9.150 49 D: 1.700 E: 7.450	56.200
46	Alexander Czesak (Austria / Wien)	2010	11.300 36 D: 3.100 E: 8.500 Abzug: 0.300	3.200 49 D: 2.000 E: 4.200 Abzug: 3.000	9.850 49 D: 1.700 E: 8.450 Abzug: 0.300	11.300 30 D: 2.400 E: 8.900	10.500 43 D: 2.400 E: 8.100	<u>9.900 39</u> D: 1.700 E: 8.200	56.050
47	Andrea Petruzzi (Italy / PPB)	2012	10.700 46 D: 3.300 E: 7.700 Abzug: 0.300		10.300 43 D: 2.200 E: 8.400 Abzug: 0.300	11.300 30 D: 2.200 E: 9.100	11.750 21 D: 2.600 E: 9.150	10.850 17 D: 2.300 E: 8.550	54.900
48	Goran Maslenkov (Austria / Wien)	2012	9.600 52 D: 2.400 E: 7.500 Abzug: 0.300	9.200 37 D: 2.200 E: 7.000	6.150 52 D: 1.500 E: 7.950 Abzug: 3.300	11.050 37 D: 1.600 E: 9.450	8.800 54 D: 2.600 E: 6.200	<u>8.400 52</u> D: 1.600 E: 6.800	53.200

Legend: D: Difficulty E: Execution Underline: Starting apparatus







18th AUSTRIAN FUTURE CUP

powered by **REDL BAU**
SANIERUNG

Results

results individual all around

Age Group III

rank	name								total
49	Giona Canzi (Italy / PPB)	2013	11.200 38 <small>D: 3.300 E: 8.200 Abzug: 0.300</small>		<u>10.350</u> 41 <small>D: 2.200 E: 8.450 Abzug: 0.300</small>	10.600 46 <small>D: 2.200 E: 8.400</small>	11.150 32 <small>D: 2.500 E: 8.650</small>	9.750 42 <small>D: 2.000 E: 7.750</small>	53.050
50	Topias Junnila (Finland)	2010	<u>10.500</u> 49 <small>D: 2.900 E: 7.900 Abzug: 0.300</small>		10.600 33 <small>D: 2.100 E: 8.800 Abzug: 0.300</small>	11.550 23 <small>D: 2.600 E: 8.950</small>	9.350 53 <small>D: 1.700 E: 7.650</small>	9.500 46 <small>D: 2.000 E: 7.500</small>	51.500
51	Thiago Pusceddu (Italy / PPB)	2012	10.650 47 <small>D: 3.100 E: 7.850 Abzug: 0.300</small>		9.950 47 <small>D: 1.700 E: 8.550 Abzug: 0.300</small>	11.800 20 <small>D: 2.800/2.400 E: 9.000/8.800</small>	10.500 43 <small>D: 2.500 E: 8.000</small>	5.550 53 <small>D: 1.500 E: 7.050 Abzug: 3.000</small>	48.450
52	Jedidiah Lewis (Wales)	2009		10.350 28 <small>D: 2.800 E: 7.550</small>	10.750 30 <small>D: 3.300 E: 7.750 Abzug: 0.300</small>		<u>12.350</u> 5 <small>D: 3.500 E: 8.850</small>	9.650 44 <small>D: 3.300 E: 6.350</small>	43.100
53	Samuel Wachter (Team Austria)	2009	12.550 5 <small>D: 4.200 E: 8.350</small>				11.900 18 <small>D: 3.300 E: 8.600</small>	11.100 12 <small>D: 3.500 E: 7.600</small>	35.550
54	Oskar Jenny (Team Austria)	2009		11.650 7 <small>D: 4.000 E: 7.650</small>			11.550 24 <small>D: 3.400 E: 8.150</small>		23.200
55	Vid Türk (Switzerland / Zürich)	2010		8.750 41 <small>D: 2.700 E: 6.050</small>					8.750

Legend: D: Difficulty E: Execution Underline: Starting apparatus







18th AUSTRIAN FUTURE CUP

powered by **REDL BAU**
SANIERUNG

Results

Team results

Teams

rank	team							total
1	Ukraine Golovin Volodymyr Rudyi Ivan Yemelianov Yurii Shved Sviatoslav Ivan (13.050) Sviatoslav (11.800)	38.400 3 D: 14.200 E: 24.200 Volodymyr (13.550) Ivan (13.050) Sviatoslav (11.800)	39.850 1 D: 14.900 E: 24.950 Volodymyr (14.450) Ivan (13.100) Sviatoslav (12.300)	38.550 2 D: 12.400 E: 26.150 Volodymyr (13.100) Yurii (12.500) Sviatoslav (12.950)	39.800 8 D: 12.800/4.000 E: 27.000/8.950 Volodymyr (13.250) Yurii (13.450) Ivan (13.100)	39.400 1 D: 14.700 E: 24.700 Sviatoslav (13.400) Volodymyr (13.000) Ivan (13.000)	38.850 1 D: 13.800 E: 25.050 Ivan (13.500) Sviatoslav (12.850) Yurii (12.500)	234.850 D: 82.8 E: 152.050
2	Austria Vincent Lindpointner Gino Vetter Alfred Schwaiger Samuel Wachter Oskar Jenny	39.300 1 D: 13.400 E: 26.000 Vetter (13.300) Lindpointner (13.150) Schwaiger (12.850)	38.600 2 D: 12.800 E: 25.800 Schwaiger (13.500) Vetter (12.750) Lindpointner (12.350)	39.000 1 D: 12.400 E: 26.600 Lindpointner (13.300) Schwaiger (12.950) Vetter (12.750)	40.850 2 D: 13.600/4.000 E: 27.250/9.450 Lindpointner (14.050) Vetter (13.600) Schwaiger (13.200)	37.450 3 D: 11.000 E: 26.450 Vetter (12.850) Lindpointner (12.700) Wachter (11.900)	37.400 3 D: 11.500 E: 25.900 Schwaiger (12.700) Lindpointner (12.400) Vetter (12.300)	232.600 D: 74.7 E: 158.000
3	Manchester Academy of Gym. Reuben Ward James Knipe Denis Skala Patrick Watkinson Finlay Hazelton	38.850 2 D: 13.400 E: 25.450 Ward (13.300) Skala (12.650) Watkinson (12.900)	37.800 3 D: 14.200 E: 23.600 Ward (13.800) Knipe (13.150) Watkinson (10.850)	38.100 3 D: 12.200 E: 25.900 Skala (12.550) Ward (13.000) Watkinson (12.550)	40.950 1 D: 14.000/3.200 E: 27.050/8.900 Ward (14.050) Watkinson (14.050) Skala (12.850)	37.450 3 D: 11.900 E: 25.550 Skala (12.600) Hazelton (12.250) Watkinson (12.600)	37.250 4 D: 11.800 E: 25.450 Ward (13.050) Skala (11.700) Watkinson (12.500)	230.400 D: 77.5 E: 153.000
4	Australia Daniel Chalabov Lucas Engesser Michael Dobroskok Caedan McIlhatton Eli Pullen	38.400 3 D: 13.300 E: 25.100 Engesser (13.050) Chalabov (12.700) Dobroskok (12.650)	36.000 6 D: 12.100 E: 23.900 Chalabov (13.150) Dobroskok (11.600) Engesser (11.250)	37.200 5 D: 11.700 E: 25.500 McIlhatton (12.550) Chalabov (12.450) Engesser (12.200)	40.100 6 D: 13.600/8.000 E: 26.600/18.700 Engesser (13.950) Chalabov (13.050) Pullen (13.100)	37.900 2 D: 11.600 E: 26.300 Chalabov (12.850) Engesser (12.750) Dobroskok (12.300)	36.200 5 D: 10.400 E: 25.800 Chalabov (12.300) Engesser (12.100) Dobroskok (11.800)	225.800 D: 72.7 E: 153.200
5	Japan Naoto Shiroiwa Taiga Baba Sakihiko Sakuragawa	37.700 6 D: 12.300 E: 25.500 Shiroiwa (12.900) Baba (12.750) Sakuragawa (12.050)	35.400 9 D: 10.200 E: 25.200 Baba (12.050) Sakuragawa (12.100) Shiroiwa (11.250)	37.700 4 D: 11.800 E: 25.900 Baba (13.000) Shiroiwa (13.100) Sakuragawa (12.600)	39.900 7 D: 12.800/9.600 E: 27.200/28.500 Baba (13.950) Shiroiwa (13.100) Sakuragawa (12.850)	35.950 10 D: 12.000 E: 23.950 Shiroiwa (12.400) Baba (11.850) Sakuragawa (11.700)	37.650 2 D: 10.600 E: 27.050 Baba (12.600) Shiroiwa (12.800) Sakuragawa (12.250)	224.300 D: 69.7 E: 154.800
6	Hungary Honvéd Adnras Marton Balazs Juhasz Istvan Marton Istvan Mentovai David Lazar	35.400 20 D: 12.500 E: 23.200 Juhasz (12.300) Marton (11.500) Mentovai (11.600)	35.850 7 D: 11.400 E: 24.450 Marton (12.150) Marton (12.150) Juhasz (11.550)	35.850 8 D: 11.100 E: 24.750 Mentovai (12.900) Marton (11.500) Marton (11.450)	39.700 9 D: 12.800/8.000 E: 26.900/18.150 Juhasz (13.900) Mentovai (13.500) Marton (12.300)	36.300 8 D: 11.300 E: 25.000 Lazar (12.000) Mentovai (12.350) Juhasz (11.950)	35.050 9 D: 11.100 E: 23.950 Juhasz (12.600) Marton (11.150) Mentovai (11.300)	218.150 D: 70.2 E: 148.250
7	Hungary FTC Gabor Lukacs Levente Ludany Mark Nagy Zala Zambori Benedek Ujvari	37.200 8 D: 13.300 E: 24.200 Ludany (12.300) Ujvari (12.650) Nagy (12.250)	35.750 8 D: 11.900 E: 23.850 Lukacs (12.450) Nagy (12.300) Ujvari (11.000)	36.950 6 D: 11.800 E: 25.150 Lukacs (12.150) Zambori (12.600) Nagy (12.200)	40.550 4 D: 13.600/8.000 E: 27.350/17.800 Zambori (14.000) Nagy (13.650) Ujvari (12.900)	36.200 9 D: 10.800 E: 25.400 Lukacs (12.400) Ludany (12.100) Zambori (11.700)	31.150 22 D: 10.200 E: 20.950 Lukacs (10.700) Ludany (10.400) Zambori (10.050)	217.800 D: 71.6 E: 146.900

Legend: D: Difficulty E: Execution Underline: Starting apparatus







18th AUSTRIAN FUTURE CUP

powered by **REDL BAU**
SANIERUNG

Results

Team results

Teams

rank	team							total
8	England Jed Solomon Joshua Porter Seth Ingle Toby Hazelton	37.200 8 <i>D: 12.300</i> <i>E: 24.900</i> <i>Hazelton (12.250)</i> <i>Porter (12.600)</i> <i>Solomon (11.350)</i>	36.500 4 <i>D: 12.100</i> <i>E: 24.400</i> <i>Porter (12.450)</i> <i>Solomon (12.450)</i> <i>Ingle (11.600)</i>	35.250 12 <i>D: 10.300</i> <i>E: 25.250</i> <i>Solomon (12.700)</i> <i>Porter (11.600)</i> <i>Hazelton (10.950)</i>	38.400 13 <i>D: 12.000</i> <i>E: 26.400</i> <i>Ingle (12.100)</i> <i>Solomon (13.250)</i> <i>Porter (13.050)</i>	<u>35.850 13</u> <i>D: 11.800</i> <i>E: 24.050</i> <i>Porter (13.000)</i> <i>Solomon (11.550)</i> <i>Ingle (11.300)</i>	34.450 12 <i>D: 11.500</i> <i>E: 23.250</i> <i>Ingle (11.400)</i> <i>Solomon (12.050)</i> <i>Porter (11.000)</i>	217.650 D: 70.0 E: 148.250
9	Ireland James Hickey Michael Carson Oisín O'Connell Chester Enriquez Jake Barry	36.300 15 <i>D: 13.400</i> <i>E: 22.900</i> <i>Carson (12.800)</i> <i>Hickey (12.000)</i> <i>Enriquez (11.500)</i>	34.800 11 <i>D: 11.900</i> <i>E: 22.900</i> <i>Hickey (11.400)</i> <i>O'Connell (11.900)</i> <i>Carson (11.500)</i>	34.750 15 <i>D: 10.600</i> <i>E: 24.450</i> <i>Hickey (11.650)</i> <i>Enriquez (11.650)</i> <i>Carson (11.450)</i>	<u>40.600 3</u> <i>D: 14.000/8.000</i> <i>E: 27.200/18.400</i> <i>Enriquez (13.750)</i> <i>Carson (13.550)</i> <i>O'Connell (13.300)</i>	37.200 6 <i>D: 11.300</i> <i>E: 25.900</i> <i>Carson (12.850)</i> <i>O'Connell (12.700)</i> <i>Hickey (11.650)</i>	33.900 13 <i>D: 10.300</i> <i>E: 23.600</i> <i>O'Connell (12.100)</i> <i>Hickey (11.400)</i> <i>Barry (11.500)</i>	217.550 D: 71.5 E: 146.950
10	Netherlands Kyan Jakobs Nino Del Prado Brent Rossou Leon Atherton Dani Schepers	<u>38.000 5</u> <i>D: 13.300</i> <i>E: 24.800</i> <i>Jakobs (12.950)</i> <i>Del Prado (12.350)</i> <i>Atherton (12.700)</i>	33.350 14 <i>D: 11.300</i> <i>E: 22.050</i> <i>Jakobs (11.600)</i> <i>Rossou (10.750)</i> <i>Atherton (11.000)</i>	35.550 11 <i>D: 11.200</i> <i>E: 24.350</i> <i>Jakobs (12.350)</i> <i>Rossou (11.350)</i> <i>Atherton (11.850)</i>	39.300 10 <i>D: 12.000/2.400</i> <i>E: 27.300/9.100</i> <i>Schepers (13.150)</i> <i>Jakobs (12.850)</i> <i>Atherton (13.300)</i>	35.850 13 <i>D: 11.100</i> <i>E: 24.750</i> <i>Schepers (12.100)</i> <i>Jakobs (11.800)</i> <i>Del Prado (11.950)</i>	35.100 7 <i>D: 10.600</i> <i>E: 24.500</i> <i>Rossou (11.400)</i> <i>Jakobs (11.550)</i> <i>Atherton (12.150)</i>	217.150 D: 69.5 E: 147.750
11	Wales Elliott Vernon Tamlin Fox Harrison Harris Daniel Winterbourne Jedidiah Lewis	36.900 11 <i>D: 11.400</i> <i>E: 25.800</i> <i>Vernon (12.950)</i> <i>Harris (12.300)</i> <i>Fox (11.650)</i>	36.300 5 <i>D: 11.300</i> <i>E: 25.000</i> <i>Vernon (13.250)</i> <i>Fox (11.600)</i> <i>Harris (11.450)</i>	36.800 7 <i>D: 11.700</i> <i>E: 25.100</i> <i>Vernon (13.200)</i> <i>Harris (12.000)</i> <i>Winterbourne (11.600)</i>	37.600 14 <i>D: 12.800</i> <i>E: 24.900</i> <i>Vernon (13.850)</i> <i>Harris (12.250)</i> <i>Winterbourne (11.500)</i>	<u>37.400 5</u> <i>D: 11.100</i> <i>E: 26.300</i> <i>Vernon (13.050)</i> <i>Lewis (12.350)</i> <i>Harris (12.000)</i>	32.050 19 <i>D: 10.500</i> <i>E: 21.550</i> <i>Vernon (11.350)</i> <i>Winterbourne (10.350)</i> <i>Harris (10.350)</i>	217.050 D: 68.8 E: 148.650
12	Canada Quebec Thomas Tittley Edouard Nadeau Raphael Fortin Axel Beauchamp Austen Chicoine	37.400 7 <i>D: 12.400</i> <i>E: 25.000</i> <i>Tittley (13.100)</i> <i>Nadeau (12.200)</i> <i>Chicoine (12.100)</i>	32.050 16 <i>D: 9.000</i> <i>E: 23.350</i> <i>Tittley (11.050)</i> <i>Nadeau (10.600)</i> <i>Chicoine (10.400)</i>	35.750 9 <i>D: 10.300</i> <i>E: 25.450</i> <i>Tittley (12.350)</i> <i>Nadeau (11.900)</i> <i>Chicoine (11.500)</i>	40.150 5 <i>D: 12.800/6.800</i> <i>E: 27.350/18.300</i> <i>Tittley (13.850)</i> <i>Nadeau (13.200)</i> <i>Beauchamp (13.100)</i>	35.700 16 <i>D: 10.900</i> <i>E: 24.800</i> <i>Tittley (12.050)</i> <i>Fortin (11.750)</i> <i>Chicoine (11.900)</i>	35.600 6 <i>D: 11.100</i> <i>E: 24.500</i> <i>Nadeau (11.800)</i> <i>Tittley (12.200)</i> <i>Fortin (11.600)</i>	216.650 D: 66.5 E: 150.450
13	Hungary Bence Hamza-Vargity Otto Lopatovszki Bence Ruck-Makay Dominik Peli	36.450 13 <i>D: 12.000</i> <i>E: 24.550</i> <i>Lopatovszki (12.550)</i> <i>Ruck-Makay (12.000)</i> <i>Hamza-Vargity (11.900)</i>	<u>34.900 10</u> <i>D: 10.000</i> <i>E: 24.900</i> <i>Ruck-Makay (12.050)</i> <i>Hamza-Vargity (11.450)</i> <i>Peli (11.400)</i>	35.000 14 <i>D: 10.300</i> <i>E: 24.700</i> <i>Lopatovszki (11.800)</i> <i>Hamza-Vargity (11.650)</i> <i>Ruck-Makay (11.550)</i>	36.500 18 <i>D: 10.800/4.000</i> <i>E: 25.700/9.050</i> <i>Peli (12.350)</i> <i>Hamza-Vargity (12.150)</i> <i>Ruck-Makay (12.000)</i>	35.600 17 <i>D: 10.900</i> <i>E: 24.700</i> <i>Hamza-Vargity (12.450)</i> <i>Lopatovszki (11.950)</i> <i>Ruck-Makay (11.200)</i>	34.500 11 <i>D: 8.900</i> <i>E: 25.600</i> <i>Hamza-Vargity (12.600)</i> <i>Peli (11.050)</i> <i>Ruck-Makay (10.850)</i>	212.950 D: 62.9 E: 150.150
14	Switzerland Zürich Nico Oberholzer Adam Ateyeh Ben Wolfer Carlo Riesco Colin Jaden Schmid	35.600 19 <i>D: 13.400</i> <i>E: 22.200</i> <i>Riesco (12.250)</i> <i>Wolfer (11.800)</i> <i>Oberholzer (11.550)</i>	33.050 15 <i>D: 12.300</i> <i>E: 20.750</i> <i>Oberholzer (11.700)</i> <i>Ateyeh (11.100)</i> <i>Schmid (10.250)</i>	<u>35.600 10</u> <i>D: 12.500</i> <i>E: 23.100</i> <i>Wolfer (11.650)</i> <i>Ateyeh (11.800)</i> <i>Oberholzer (12.150)</i>	37.600 14 <i>D: 11.600/8.000</i> <i>E: 26.100/18.400</i> <i>Riesco (13.350)</i> <i>Oberholzer (12.450)</i> <i>Schmid (11.800)</i>	35.950 10 <i>D: 12.000</i> <i>E: 23.950</i> <i>Riesco (12.500)</i> <i>Oberholzer (12.150)</i> <i>Ateyeh (11.300)</i>	35.100 7 <i>D: 12.200</i> <i>E: 22.900</i> <i>Oberholzer (12.650)</i> <i>Riesco (12.400)</i> <i>Wolfer (10.050)</i>	212.900 D: 74.0 E: 139.000

Legend: D: Difficulty E: Execution Underline: Starting apparatus







18th AUSTRIAN FUTURE CUP

powered by **REDL BAU**
SANIERUNG

Results

Team results

Teams

rank	team							total
15	Finland Team III Alex Tukiainen Aleksi Vesala Benjamin Stolt Kyösti Uusitalo Niklas Peltoniemi	<u>37.100</u> 10 D: 12.500 E: 24.900 Peltoniemi (12.750) Stolt (12.250) Tukiainen (12.100)	33.650 13 D: 11.100 E: 22.550 Tukiainen (11.650) Vesala (11.600) Uusitalo (10.400)	35.250 12 D: 11.100 E: 24.150 Uusitalo (12.050) Vesala (12.050) Tukiainen (11.150)	37.400 17 D: 10.400 E: 27.000 Tukiainen (13.250) Stolt (12.250) Peltoniemi (11.900)	33.450 23 D: 10.500 E: 22.950 Vesala (12.200) Tukiainen (11.300) Uusitalo (9.950)	32.750 16 D: 9.300 E: 23.450 Vesala (11.050) Uusitalo (10.950) Tukiainen (10.750)	209.600 D: 64.9 E: 145.000
16	Czech Republic Brno Tomas Kalinic David Sindelka Jan Bartosovsky Radek Pecha Jan Lukes	36.600 12 D: 12.000 E: 24.600 Pecha (12.150) Sindelka (12.200) Lukes (12.250)	30.350 20 D: 10.000 E: 20.350 Kalinic (10.500) Sindelka (10.500) Bartosovsky (9.350)	34.600 16 D: 9.300 E: 25.600 Kalinic (12.000) Bartosovsky (11.300) Pecha (11.300)	38.900 11 D: 11.200/2.400 E: 27.700/8.700 Sindelka (13.300) Kalinic (13.350) Lukes (12.250)	35.850 13 D: 9.900 E: 25.950 Kalinic (12.200) Bartosovsky (12.100) Lukes (11.550)	<u>32.800</u> 15 D: 9.700 E: 23.100 Kalinic (11.750) Bartosovsky (10.650) Pecha (10.400)	209.100 D: 62.1 E: 147.300
17	Finland Team I Niilo Nikkola Iiro Lehtisalo Anton Villonen Taavi Jaakola Iiro Karppinen	34.150 24 D: 12.300 E: 22.450 Nikkola (12.150) Jaakola (11.600) Karppinen (10.400)	31.850 17 D: 10.800 E: 21.050 Villonen (11.550) Nikkola (10.250) Lehtisalo (10.050)	<u>34.250</u> 17 D: 10.300 E: 24.250 Nikkola (11.900) Lehtisalo (11.150) Jaakola (11.200)	38.750 12 D: 12.800/4.000 E: 26.250/8.900 Lehtisalo (13.100) Karppinen (12.950) Jaakola (12.700)	35.300 19 D: 10.000 E: 25.300 Villonen (12.450) Karppinen (11.700) Nikkola (11.150)	33.850 14 D: 8.700 E: 25.150 Villonen (11.550) Lehtisalo (11.100) Jaakola (11.200)	208.150 D: 64.9 E: 144.450
18	Germany Bayern Tom Meier Phynio Brick Felix Buchner Zeno Csuka	35.650 18 D: 11.300 E: 24.450 Brick (12.150) Meier (11.800) Buchner (11.700)	31.100 18 D: 10.100 E: 21.000 Meier (11.250) Brick (11.200) Csuka (8.650)	<u>33.550</u> 18 D: 9.100 E: 24.750 Meier (11.700) Brick (11.200) Buchner (10.650)	36.300 20 D: 10.800/2.400 E: 26.100/9.250 Brick (12.400) Meier (12.350) Csuka (11.550)	35.400 18 D: 10.200 E: 25.200 Meier (12.000) Brick (12.050) Buchner (11.350)	32.600 17 D: 7.700 E: 24.900 Csuka (11.250) Meier (11.100) Buchner (10.250)	204.600 D: 59.2 E: 146.400
19	Slovenia I Gasper Kirn Maj Zalaznik Ilan Lederer	36.400 14 D: 11.100 E: 26.300 Zalaznik (12.200) Lederer (12.150) Kirn (12.050)	29.200 22 D: 7.500 E: 21.700 Kirn (10.400) Zalaznik (10.300) Lederer (8.500)	33.550 18 D: 7.800 E: 26.350 Kirn (11.450) Lederer (11.300) Zalaznik (10.800)	36.500 18 D: 8.600/4.800 E: 27.900/17.300 Zalaznik (12.550) Kirn (12.450) Lederer (11.500)	33.750 22 D: 8.900 E: 24.850 Lederer (11.350) Zalaznik (11.300) Kirn (11.100)	<u>31.650</u> 21 D: 7.000 E: 24.650 Lederer (10.900) Kirn (10.750) Zalaznik (10.000)	201.050 D: 50.9 E: 151.750
20	Italy Luca Marchi Gabriele Pasanisi Simone Miccoli Daniel Percic	35.900 16 D: 11.400 E: 25.400 Marchi (12.250) Pasanisi (11.950) Percic (11.200)	30.200 21 D: 9.400 E: 20.800 Marchi (10.550) Miccoli (9.900) Pasanisi (9.750)	32.100 21 D: 8.500 E: 24.200 Marchi (11.200) Percic (10.500) Miccoli (10.400)	<u>35.300</u> 21 D: 8.000/2.400 E: 27.300/7.850 Pasanisi (12.300) Marchi (12.150) Percic (10.850)	34.200 20 D: 10.700 E: 23.500 Marchi (12.200) Pasanisi (11.250) Percic (10.750)	32.050 19 D: 7.500 E: 24.550 Marchi (11.200) Pasanisi (11.000) Miccoli (9.850)	199.750 D: 55.5 E: 145.750
21	Finland Team III Alex Mc Carthy Emil Lempiäinen Aarne Seppänen Lauri Mustikkamaa Felix Gumpinger	<u>35.850</u> 17 D: 11.100 E: 24.750 Mc Carthy (12.000) Seppänen (11.950) Lempiäinen (11.900)	30.400 19 D: 7.400 E: 23.300 Mc Carthy (10.800) Lempiäinen (10.100) Seppänen (9.500)	30.900 24 D: 6.200 E: 25.600 Mc Carthy (10.450) Lempiäinen (10.250) Seppänen (10.200)	33.300 25 D: 7.000/2.400 E: 26.700/9.050 Mc Carthy (11.500) Lempiäinen (10.900) Seppänen (10.900)	36.350 7 D: 9.100 E: 27.250 Lempiäinen (12.200) Mustikkamaa (12.100) Mc Carthy (12.050)	29.950 24 D: 6.700 E: 23.250 Seppänen (10.200) Mustikkamaa (10.050) Lempiäinen (9.700)	196.750 D: 47.5 E: 150.850

Legend: D: Difficulty E: Execution Underline: Starting apparatus







18th AUSTRIAN FUTURE CUP

powered by **REDL BAU**
SANIERUNG

Results

Team results

Teams

rank	team							total
22	Italy Patria Oscar Giacomuzzo Mattia Beretta Leonardo Venturini Andrea Petruzzi Thiago Pusceddu	34.300 22 D: 10.800 E: 24.100 Giacomuzzo (12.850) Beretta (10.750) Petruzzi (10.700)	<u>22.550</u> 28 D: 6.600 E: 18.950 Giacomuzzo (10.900) Beretta (9.550) Venturini (2.100)	33.250 20 D: 7.400 E: 26.750 Giacomuzzo (11.400) Beretta (11.200) Venturini (10.650)	34.850 22 D: 7.800/4.800 E: 27.050/18.150 Pusceddu (11.800) Giacomuzzo (11.750) Petruzzi (11.300)	35.950 10 D: 9.200 E: 26.750 Beretta (12.250) Venturini (11.950) Petruzzi (11.750)	32.550 18 D: 6.900 E: 25.650 Venturini (10.850) Petruzzi (10.850) Beretta (10.850)	193.450 D: 48.7 E: 149.250
23	Czech Republic Hradcany Stepan Bulvas Matej Pazdirek Lukas Marek	33.150 25 D: 9.700 E: 24.350 Bulvas (11.350) Marek (11.050) Pazdirek (10.750)	27.950 24 D: 7.700 E: 20.250 Bulvas (10.950) Pazdirek (8.850) Marek (8.150)	31.850 22 D: 7.100 E: 25.350 Bulvas (10.950) Marek (10.500) Pazdirek (10.400)	<u>33.600</u> 24 D: 7.200 E: 26.400 Bulvas (11.500) Pazdirek (11.400) Marek (10.700)	32.300 24 D: 9.500 E: 22.800 Pazdirek (11.500) Marek (10.600) Bulvas (10.200)	30.300 23 D: 6.600 E: 23.700 Pazdirek (10.600) Bulvas (10.100) Marek (8.600)	189.150 D: 47.8 E: 142.850
24	Austria Oberösterreich Felix Neumüller Marcel Seiler Leon Koller	32.900 26 D: 9.400 E: 24.400 Seiler (11.300) Neumüller (11.200) Koller (10.400)	26.950 25 D: 8.200 E: 21.750 Neumüller (11.250) Seiler (10.450) Koller (5.250)	<u>31.250</u> 23 D: 6.200 E: 25.950 Neumüller (10.850) Seiler (10.350) Koller (10.050)	32.550 26 D: 6.200 E: 26.350 Koller (11.100) Neumüller (10.850) Seiler (10.600)	32.100 25 D: 7.900 E: 24.200 Neumüller (11.300) Seiler (10.550) Koller (10.250)	28.300 26 D: 6.800 E: 21.500 Neumüller (10.250) Koller (11.150) Seiler (8.900)	184.050 D: 44.7 E: 144.150
25	Austria W/Stmk/NÖ Constantin Lipp Martin Wolf Alexander Czesak Goran Maslenkov	34.200 23 D: 10.700 E: 23.800 Wolf (12.300) Lipp (10.600) Czesak (11.300)	23.500 27 D: 7.900 E: 18.600 Wolf (11.100) Maslenkov (8.200) Czesak (11.200)	30.200 25 D: 7.600 E: 23.200 Lipp (9.100) Wolf (11.250) Czesak (10.850)	34.850 22 D: 8.400/4.000 E: 26.750/9.100 Lipp (11.600) Czesak (11.300) Wolf (11.950)	29.350 26 D: 7.300 E: 22.050 Lipp (10.050) Czesak (10.500) Maslenkov (8.800)	<u>29.100</u> 25 D: 6.400 E: 22.700 Wolf (10.800) Czesak (9.900) Maslenkov (8.400)	181.200 D: 48.3 E: 137.100
26	Germany Berliner Turnerbund Luis Lenhart Luc Löwe Keon-U Kevin Kim	35.150 21 D: 12.000 E: 23.150 Lenhart (12.550) Kirm (12.150) Löwe (10.450)	25.300 26 D: 8.200 E: 17.100 Lenhart (13.050) Löwe (12.250)	23.700 26 D: 7.800 E: 15.900 Lenhart (12.500) Löwe (11.200)	37.550 16 D: 10.800 E: 26.750 Kirm (13.350) Lenhart (13.150) Löwe (11.050)	21.450 27 D: 6.400 E: 15.050 Lenhart (12.150) Löwe (13.300)	<u>34.800</u> 10 D: 9.700 E: 25.100 Lenhart (11.900) Kirm (11.800) Löwe (11.100)	177.950 D: 54.9 E: 123.050
27	Great Britain Heathrow Rory Clarke Ellis Niles Zeus Dadwal-weekes	21.400 28 D: 7.900 E: 13.600 Dadwal-weekes (10.900) Clarke (10.500)	33.700 12 D: 11.800 E: 21.900 Niles (12.300) Clarke (10.350) Dadwal-weekes (9.850)	21.950 27 D: 6.900 E: 15.050 Niles (11.250) Clarke (10.700)	10.700 28 D: 2.200/4.000 E: 8.800/8.700 Clarke (10.700)	<u>33.850</u> 21 D: 11.200 E: 22.650 Niles (12.050) Clarke (10.300) Dadwal-weekes (10.500)	21.400 27 D: 6.900 E: 14.500 Niles (11.550) Clarke (9.850)	143.000 D: 48.7 E: 96.400
28	Slovenia 2 Maj Kondric Vid Kopac Tomin Sternad Hiter Jure Podobnik Vid Türk	23.250 27 D: 7.800 E: 15.750 Kondric (11.650) Kopac (11.600)	28.850 23 D: 10.000 E: 18.850 Sternad Hiter (10.650) Kondric (9.450) Türk (8.750)		<u>12.450</u> 27 D: 3.200/4.000 E: 9.250/9.300 Kondric (12.450)		11.950 28 D: 3.600 E: 8.350 Podobnik (11.950)	76.500 D: 25.4 E: 52.250

Legend: D: Difficulty E: Execution Underline: Starting apparatus

18th AUSTRIAN FUTURE CUP

powered by



Result Finals Age Group I Floor Exercise

1.	Vincent Lindpointner <i>Team Austria</i>	2006	13.200 4.300
2.	Lucas Engesser <i>Australia</i>	2005	12.900 4.400
3.	Patrick Watkinson <i>GBR/Manchester</i>	2005	12.850 4.700
4.	Elliott Vernon <i>Wales</i>	2006	12.450 4.200
5.	Rudy Ivan <i>Ukraine</i>	2006	12.300 4.600
6.	Gino Vetter <i>Team Austria</i>	2006	12.050 4.800



18th AUSTRIAN FUTURE CUP

powered by



Result Finals Age Group I Pommel Horse

1.	Alfred Schwaiger <i>Team Austria</i>	2006	13.400 5.000
2.	Luis Lenhart <i>Berlin</i>	2006	13.000 4.400
3.	Rudyi Ivan <i>Ukraine</i>	2006	12.900 4.800
4.	Elliott Vernon <i>Wales</i>	2006	12.400 4.900
5.	Reuben Ward <i>GBR/Manchester</i>	2005	11.100 4.700
6.	Gino Vetter <i>Team Austria</i>	2006	9.600 4.600



18th AUSTRIAN FUTURE CUP

powered by



Result Finals Age Group I Still Rings

1.	Vincent Lindpointner <i>Team Austria</i>	2006	13.450 4.400
2.	Elliott Vernon <i>Wales</i>	2006	13.400 4.200
3.	Istvan Mentovai <i>Hungary / Honved</i>	2005	13.150 3.900
4.	Alfred Schwaiger <i>Team Austria</i>	2006	12.650 4.400
5.	Shved Sviatoslav <i>Ukraine</i>	2006	11.850 4.200
5.	Reuben Ward <i>GBR/Manchester</i>	2005	11.850 4.100



18th AUSTRIAN FUTURE CUP

powered by



Result Finals Age Group I Vault

1.	Lucas Engesser <i>Australia</i>	2005	13.750 4.800/4.000
2.	Vincent Lindpointner <i>Team Austria</i>	2006	13.725 4.800/4.000
3.	Michael Carson <i>Ireland</i>	2005	13.600 4.800/4.000
4.	Istvan Mentovai <i>Hungary / Honved</i>	2005	13.550 4.800/4.000
5.	Balazs Juhasz <i>Hungary / Honved</i>	2005	13.425 4.800/4.000
6.	Zala Zambori <i>Hungary / FTC</i>	2006	13.400 4.800/4.000
7.	Eli Pullen <i>Australia</i>	2006	13.150 4.800/4.000



18th AUSTRIAN FUTURE CUP

powered by



Result Finals Age Group I Parallel Bars

1.	Shved Sviatoslav <i>Ukraine</i>	2006	13.400 4.600
2.	Elliott Vernon <i>Wales</i>	2006	13.050 4.400
3.	Rudyi Ivan <i>Ukraine</i>	2006	13.000 4.700
3.	Joshua Porter <i>Team England</i>	2005	13.000 3.800
5.	Michael Carson <i>Ireland</i>	2005	12.850 3.700
5.	Gino Vetter <i>Team Austria</i>	2006	12.850 4.200



18th AUSTRIAN FUTURE CUP

powered by



Result Finals Age Group I Horizontal Bar

1.	Rudyi Ivan <i>Ukraine</i>	2006	13.150 4.900
2.	Alfred Schwaiger <i>Team Austria</i>	2006	12.850 4.100
2.	Shved Sviatoslav <i>Ukraine</i>	2006	12.850 4.500
4.	Nico Oberholzer <i>Switzerland / Zürich</i>	2006	10.950 3.900
5.	Balazs Juhasz <i>Hungary / Honved</i>	2005	10.600 4.300
6.	Patrick Watkinson <i>GBR/Manchester</i>	2005	9.100 4.000



18th AUSTRIAN FUTURE CUP

powered by



Result Finals Age Group II Floor Exercise

1.	Taiga Baba <i>Japan</i>	2008	13.600 4.700
2.	Thomas Tittley <i>Canada</i>	2008	12.700 4.900
3.	Otto Lopatovszki <i>Team Hungary</i>	2008	12.500 3.700
4.	Daniel Chalabov <i>Australia</i>	2007	12.450 4.500
5.	Anze Zalaznik <i>Slovenia</i>	2007	12.400 4.100
6.	Kyan Jakobs <i>Netherlands</i>	2007	11.750 4.500



18th AUSTRIAN FUTURE CUP

powered by



Result Finals Age Group II Pommel Horse

1.	Daniel Chalabov <i>Australia</i>	2007	13.150 4.600
2.	Thomas Phythian <i>GBR/Manchester</i>	2007	12.600 4.400
3.	Bence Ruck-Makay <i>Team Hungary</i>	2007	12.050 3.800
4.	Yemelianov Yurii <i>Ukraine</i>	2007	11.550 4.000
5.	Ellis Niles <i>GBR/Heathrow</i>	2008	10.500 4.300
6.	Luis Brandenberger <i>Switzerland / Zürich</i>	2008	10.150 3.300



18th AUSTRIAN FUTURE CUP

powered by



Result Finals Age Group II Still Rings

1.	Taiga Baba <i>Japan</i>	2008	13.200 4.200
2.	Caedan Mcilhatton <i>Australia</i>	2008	12.900 4.100
3.	Kyan Jakobs <i>Netherlands</i>	2007	12.850 4.100
4.	Thomas Tittley <i>Canada</i>	2008	12.650 4.100
5.	Daniel Chalabov <i>Australia</i>	2007	12.500 4.200
6.	Yemelianov Yurii <i>Ukraine</i>	2007	12.350 3.800



18th AUSTRIAN FUTURE CUP

powered by



Result Finals Age Group II Vault

1.	Chester Enriquez <i>Ireland</i>	2008	13.850 5.200/4.000
2.	Thomas Tittley <i>Canada</i>	2008	13.775 4.800/4.000
3.	Taiga Baba <i>Japan</i>	2008	13.525 4.800/4.000
4.	Caedan Mcilhatton <i>Australia</i>	2008	13.375 4.800/4.000
5.	Bence Hamza-Vargity <i>Team Hungary</i>	2008	13.075 4.400/4.000
6.	Maj Kondric <i>Slovenia</i>	2007	12.975 3.200/4.000



18th AUSTRIAN FUTURE CUP

powered by



Result Finals Age Group II Parallel Bars

1.	Daniel Chalabov <i>Australia</i>	2007	12.850 4.200
2.	Yemelianov Yurii <i>Ukraine</i>	2007	12.500 4.500
3.	Bence Hamza-Vargity <i>Team Hungary</i>	2008	12.450 3.900
3.	Anton Vllonen <i>Finland</i>	2007	12.450 3.700
5.	Finlay Hazelton <i>GBR/Manchester</i>	2008	12.250 3.300
6.	Tomas Kalinic <i>Czech Republic / Brno</i>	2007	12.200 3.600



SIEMENS



LINZ AG



Oberbank

18th AUSTRIAN FUTURE CUP

powered by



Result Finals Age Group II Horizontal Bar

1.	Taiga Baba <i>Japan</i>	2008	12.750 3.800
2.	Thomas Tittley <i>Canada</i>	2008	12.450 4.000
3.	Yemelianov Yurii <i>Ukraine</i>	2007	12.400 4.300
4.	Daniel Chalabov <i>Australia</i>	2007	12.300 3.800
5.	Tomas Kalinic <i>Czech Republic / Brno</i>	2007	12.150 3.900
6.	Bence Hamza-Vargity <i>Team Hungary</i>	2008	10.200 3.600



18th AUSTRIAN FUTURE CUP

powered by



Result Finals Age Group III Floor Exercise

1.	Golovin Volodymyr <i>Ukraine</i>	2010	13.350 5.200
2.	Naoto Shiroiwa <i>Japan</i>	2009	13.000 4.100
3.	Samuel Wachter <i>Team Austria</i>	2009	12.750 4.300
4.	Denis Skala <i>GBR/Manchester</i>	2011	12.650 4.000
5.	Oscar Giacomuzzo <i>Italy / PPB</i>	2010	12.550 4.200
6.	Nino Del Prado <i>Netherlands</i>	2009	12.500 4.400
7.	James Knipe <i>GBR/Manchester</i>	2011	12.400 3.900



18th AUSTRIAN FUTURE CUP

powered by



Result Finals Age Group III Pommel Horse

1.	Golovin Volodymyr <i>Ukraine</i>	2010	12.800 5.500
2.	Adnras Marton <i>Hungary / Horved</i>	2009	12.250 3.800
3.	Istvan Marton <i>Hungary / Horved</i>	2009	12.200 3.800
4.	Gabor Lukacs <i>Hungary / FTC</i>	2010	12.050 4.000
5.	James Knipe <i>GBR/Manchester</i>	2011	10.700 4.300
6.	Sakihiro Sakuragawa <i>Japan</i>	2011	9.650 3.100



18th AUSTRIAN FUTURE CUP

powered by



Result Finals Age Group III Still Rings

1.	Golovin Volodymyr <i>Ukraine</i>	2010	13.600 4.400
2.	Denis Skala <i>GBR/Manchester</i>	2011	12.950 4.200
3.	Naoto Shirowa <i>Japan</i>	2009	12.600 4.000
4.	Gabor Lukacs <i>Hungary / FTC</i>	2010	12.550 3.500
5.	Sakihiro Sakuragawa <i>Japan</i>	2011	12.200 3.700
6.	James Knipe <i>GBR/Manchester</i>	2011	11.750 3.300



18th AUSTRIAN FUTURE CUP

powered by



Result Finals Age Group III Vault

1.	Golovin Volodymyr <i>Ukraine</i>	2010	13.250 4.800/4.000
2.	Naoto Shiroiwa <i>Japan</i>	2009	12.675 4.000/2.800
3.	Edouard Nadeau <i>Canada</i>	2009	12.600 4.000/2.800
4.	Sakihiro Sakuragawa <i>Japan</i>	2011	12.425 4.000/2.800
5.	Denis Skala <i>GBR/Manchester</i>	2011	12.375 4.000/3.200
6.	Dani Scheper <i>Netherlands</i>	2010	11.900 4.000/2.800



18th AUSTRIAN FUTURE CUP

powered by



Result Finals Age Group III Parallel Bars

1.	Golovin Volodymyr <i>Ukraine</i>	2010	13.000 5.400
2.	Denis Skala <i>GBR/Manchester</i>	2011	12.600 4.400
3.	Gabor Lukacs <i>Hungary / FTC</i>	2010	12.400 3.500
3.	Naoto Shiroiwa <i>Japan</i>	2009	12.400 4.200
5.	Jedidiah Lewis <i>Wales</i>	2009	12.350 3.500
6.	Mattia Beretta <i>Italy / PPB</i>	2011	12.250 3.300



18th AUSTRIAN FUTURE CUP

powered by



Result Finals Age Group III Horizontal Bar

1.	Naoto Shirowa <i>Japan</i>	2009	12.500 3.900
2.	Sakihiro Sakuragawa <i>Japan</i>	2011	11.950 2.900
3.	Edouard Nadeau <i>Canada</i>	2009	11.800 3.600
4.	Denis Skala <i>GBR/Manchester</i>	2011	11.700 3.100
5.	Golovin Volodymyr <i>Ukraine</i>	2010	10.450 5.200
6.	James Knipe <i>GBR/Manchester</i>	2011	10.100 3.200

